

AKTISCHICHT

WOUND CARE SOLUTIONS

sterile | antibacterial | anti-biofilm | transparent | flexible | degradable
adjustable to the shape of the wound bed | porous | permeable
applicable on joints | 3D structure similar to extracellular matrix



www.aktischicht.ch




aktischicht.ch

AKTISCHICHT

WOUND CARE SOLUTIONS

AKTISCHICHT's dressing is an innovative, phenomenal new product in chronic wound (a silent epidemic) healing, result of years of research in wound treatment, manufactured in a state-of-the-art production facility and categorized as an affordable active quality product.

This biological wound dressing has scaffolds similar to the structure of extracellular matrix with very specific polymers and architecture, facilitating accelerated reconstruction of the deep layers of the skin (i.e., derma). It makes it applicable as an affordable effective skin substitute (3rd line of wound therapy) even from the exposed bone level, at a cost comparable to the wound dressings (2nd line of wound therapy).



PROPERTIES

- ACTIVE WOUND HEALING
- MULTILAYER, FLEXIBLE, FORMABLE, ADHESIVE, 100% TRANSPARENT
- ANTIBACTERIAL AND ANTIBIOFILM PROPERTIES
- OPTIMIZING MOISTURE AND PH OF THE WOUND BED
- FLEXIBLE AND ADJUSTABLE TO THE SHAPE OF THE WOUND BED
- BIOCOMPATIBLE AND BIODEGRADABLE IN WOUND BED
- USABLE IN ALL PHASES OF WOUND HEALING
- REDUCTION OF SCAR TISSUE FORMATION
- APPLICABLE ON EXPOSED TENDONS AND BONES
- POROUS AND BREATHABLE DRESSING
- APPLICABLE ON THE JOINTS WITHOUT RESTRICTING THE JOINT MOVEMENT



INDICATIONS

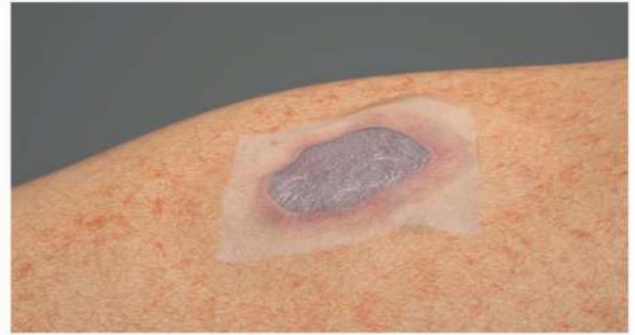
- Diabetic foot ulcer (DFU)
- Decubitus / bedsores / pressure ulcer
- Burn wounds
- Traumatic wounds
- Skin grafts/donor sites
- Surgical wounds
- Venous leg ulcer (VLU)
- Cavity wounds
- Infected and non-infected wounds
- Exposed tendons and bones
- Dry wounds and wounds with low to moderate exudation (wound discharge)





• **Transparency**

Aktischicht provides maximum transparency enabling the clinicians monitor the wound healing process.



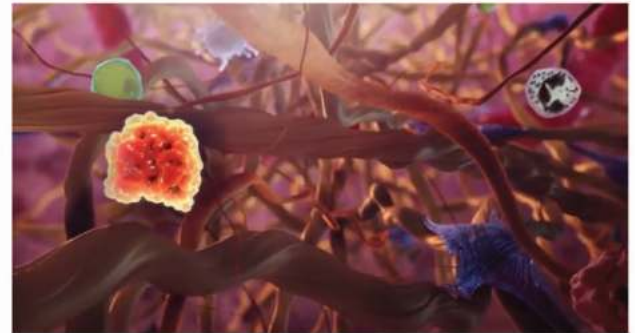
• **Antibacterial and Antibiofilm Properties**

The composite materials used in Aktischicht have antimicrobial properties that can significantly reduce the exudation and odor caused by the infection.



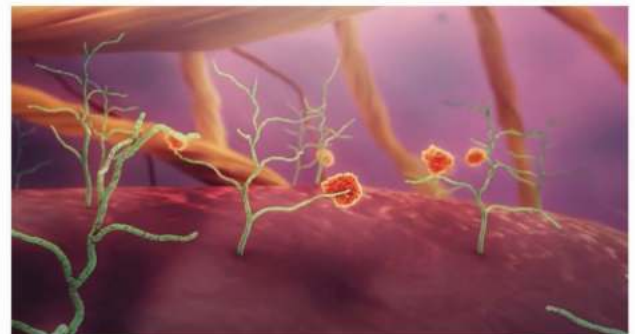
• **Modulation of Inflammation**

Aktischicht modulates the Inflammation reaction and physically prevents the entry of microorganisms into the wound.




• **Angiogenic Properties**

Aktischicht stimulates the angiogenesis in the wound bed that accelerates the regeneration of the skin, dermal repair and granulation tissue.



• **Facillitates Cell Migration**

The materials and 3D structure of Aktischicht facilitates the cell migration and shortens the wound closing time significantly.



• **Optimizing the Wound Bed PH**

Aktischicht optimizes the wound bed PH, so the enzymes such as elastase, collagenase, etc. will be inactivated, the homeostatic steady state of the wound will be maintained, and entering into the chronic wound phase will be prevented.

BEFORE

AFTER



Male
78 Y
Cardiovascular disease,
Chronic kidney disease
Diabetic wound
3 weeks



Male
57 Y
Cardiovascular disease,
Chronic kidney disease
Diabetic wound
7 weeks



Male
18 Y
Pilonidal sinus
4 weeks




Male
50 Y
Cardiovascular disease,
Diabetic wound
5 weeks



AKTISCHICHT

WOUND CARE SOLUTIONS

www.aktischicht.ch

 AKTISCHICHT Nano F. N. Teb ACTA1 holding, No. 1462
Pharmaceutical Incubator Center of Tehran University
of Medical Sciences, North Kargar St., Tehran, Iran

 KOMITZ GmbH,
Wittgensteinerstr. 20,
57072 Siegen, GERMANY

AKTISCHICHT & ADLER GmbH,
Ernst Abbe Str. 12,
60438 Frankfurt am Main, GERMANY

 SWISS PARTNER: ACTA1 GmbH,
Zollikerstrasse 204
CH 8008 Zurich, SWITZERLAND



PACKAGING:



1 Pcs

19.3 x 15 x 1 cm



5 Pcs

19.5 x 15.5 x 5.5 cm



32 Boxes

(160 Pcs Carton) 45 x 45 x 45 cm